

Lake Superior Beach Monitoring Program

BEACH PROGRAM SUMMARY, 2015-2019

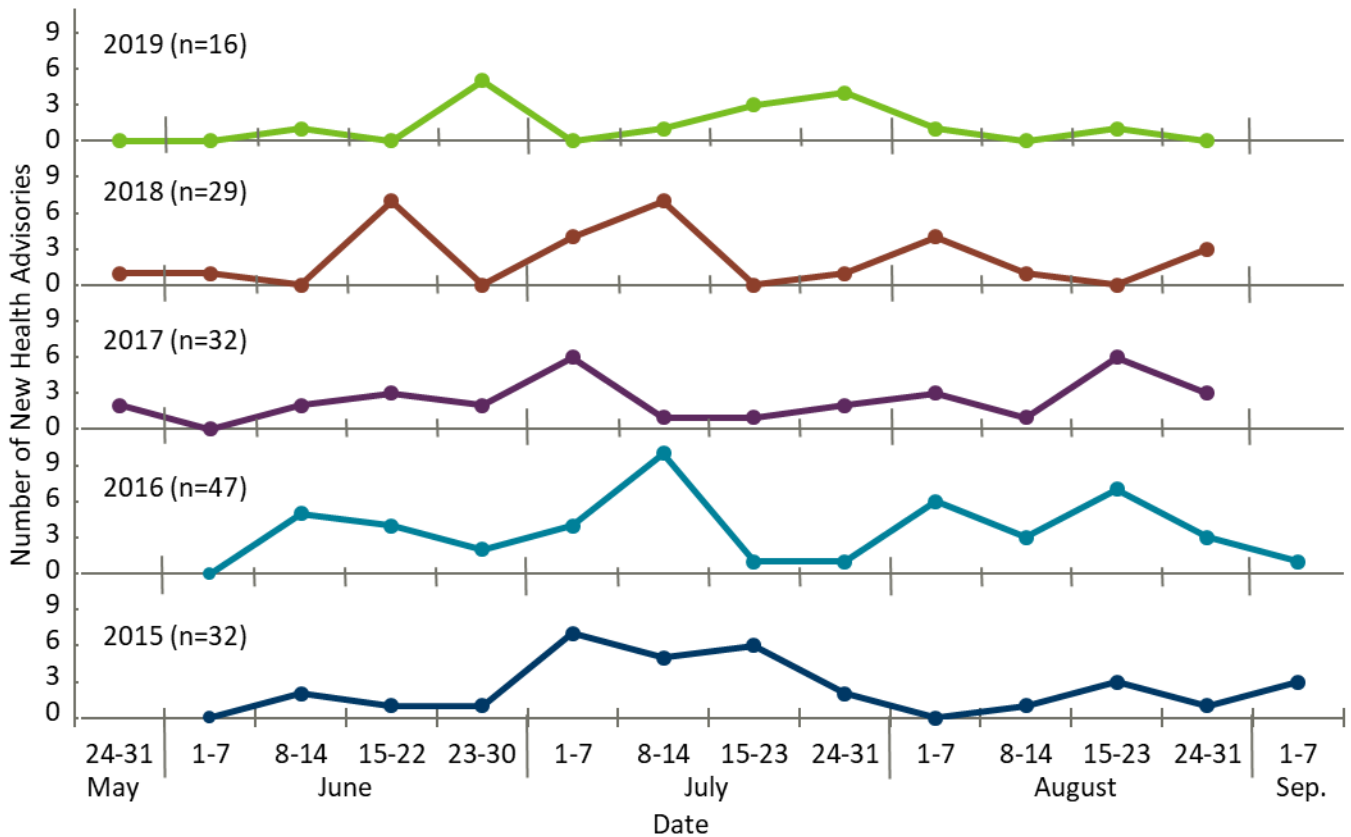
About The Program

- The Lake Superior Beach Monitoring Program monitors *E. coli* levels at select Lake Superior public beaches each summer
 - From 2015-2019, the median number of beaches monitored was 38 (range, 36-40 beaches)
- A health advisory is posted at the beach when monitoring results indicate there is an increased risk of getting sick from swimming or wading

New Health Advisories

- A “new health advisory” is a health advisory posted at a beach that did not currently have a health advisory in place
- A median of 32 new health advisories were issued per year (ranging from 16 in 2019 to 47 in 2016)

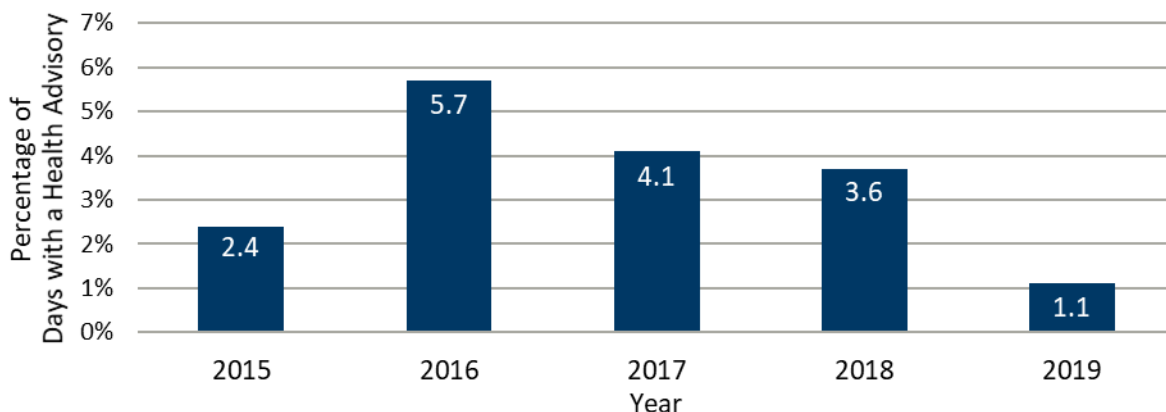
New Health Advisories by Date, 2015-2019



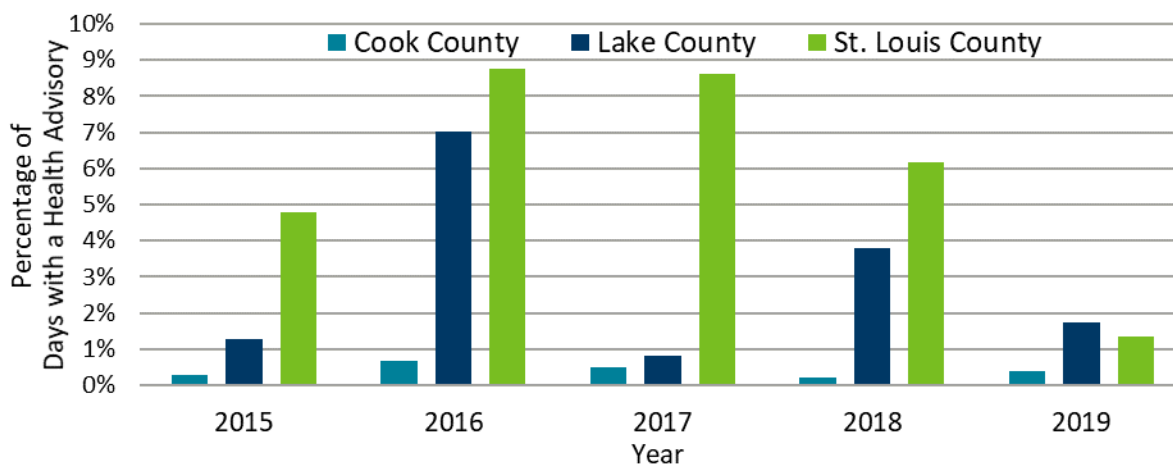
Monitoring Days

- Beaches are typically monitored from Memorial Day to Labor Day
- From 2015-2019, 2016 had the highest percentage of days with a health advisory (5.7%) and 2019 had the lowest (1.1%)
- Most years, St. Louis County’s beaches had the most health advisories per monitoring day

Percentage of Monitoring Days with a Health Advisory by Year, 2015-2019



Percentage of Monitoring Days with a Health Advisory by County, 2015-2019



Minnesota Department of Health
 PO Box 64975
 St. Paul, MN 55164
 651-201-5414
 health.beaches@state.mn.us
 www.health.state.mn.us

2/2020

To obtain this information in a different format, call: 651-201-5414. Printed on recycled paper.